

CUSTOMER REFERENCE

## NORTHSTATE SERIES 340

Sample description as provided by customer

Mass/unit area 34 oz/yd<sup>2</sup> g/m<sup>2</sup> Pile Fibre Content 100% NYLON

Construction Details Tufted Secondary Backing Synthetic

Style CUT PILE

Order No. DT

Colour RED

Pile Height / mm

**TEST METHOD AS/ISO 9239.1 2003 Reaction To Fire Tests For Floorings Part 1 Determination of the Burning Behaviour Using a Radiant Heat Source. As required by specification C1.10a of the Building Code of Australia.**

Tested in accordance with the Carpet Institute Code of Practice for AS/ISO 9239 Testing Version 10 / 0805.

The test results relate to the behaviour of the test specimens of a product under the particular conditions of the test, they are not intended to be the sole criterion for assessing the potential fire hazard of the product in use. Clause 9 of AS/ISO 9239 Part 1

Conditioning as specified in BS EN 13238.2001

Sample submitted Date 2/10/2009

Test Date 16/10/2009

### ASSEMBLY SYSTEM DIRECT STICK details below.

The floor covering was directly stuck to the substrate using ROBERTS 95 adhesive.

Substrate : Non-combustible

Substrate - 6mm Fibre Reinforced Cement Board to simulate a Non-Combustible Flooring.

Sample Cleaned as Specified in ISO 11379/1997

Initial Test Specimen 1 Length Direction Critical Radiant Flux 10.1 kW/m<sup>2</sup>  
Specimen 1 Width Direction Critical Radiant Flux 10.2 kW/m<sup>2</sup>  
Full tests carried out in the Length Direction




SPECIMEN	Length #1	Length #2	Length #3	Mean
Critical Radiant Flux (kW/m <sup>2</sup> )	10.1	10.0	9.9	10.0
Smoke Development Rate (%.min)	34	51	54	46

The values quoted below are as required by Specification C1.10a Fire Hazard Properties (Floors) of the Building Code of Australia. The Critical Radiant Flux quoted is the value at Flame-Out.

## MEAN CRITICAL RADIANT FLUX 10.0 kW/m<sup>2</sup>

## MEAN SMOKE DEVELOPMENT RATE 46 %.min

OBSERVATIONS The samples shrunk away from the heat source, ignited, and burnt a very short distance

	Authorised Signatory <b>M. B. Webb</b>
	Technical Manager 
	DATE 16/10/2009 
	Measurement Science and Technology No. 15393

PAGE 1 of 2

Page 2 only shows the time required in seconds for the flame front to reach each time marker, the total test time and the CHF value at 30 minutes (if applicable).

The laboratory allows the use of this page of the report without the use of page 2.

1003 05 07